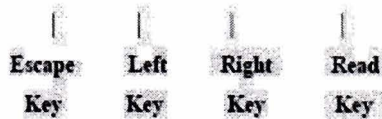











12. THE 7900 PAGER

12.1 Case Layout



12.2 Hand Programming Menu

- Remove the Battery
- Reset the CPU by inserting the battery in the pager the wrong way around for about two seconds
- Now hold down the  *Read Key* while inserting the battery the correct way around. You *may* be prompted for a four digit numeric password. Use the  *Arrow Key* to increment fields and the  *Read Key* to move along to the next digit. The default password is 0200
- To scroll through the menu use the  *Read Key*.
- To increment/change fields use the  *Arrow Key*.
- To exit the secret menu without saving changes, press the  *Escape Key*.
- To save your changes, continue to scroll through the menus using the  *Read Key* until 'PROGRAM YES?' is displayed. Press the  *Read Key* to confirm your changes.
- To exit the secret menu without saving changes, press the  *Escape Key*.